

Welcome!



Earthquake
Country
Alliance

We're all in this together.

May 19, 2020
ECA Bay Area Online Workshop

1

Welcome

Dena Gunning and Daniel Homsey

Co-Chairs
ECA Bay Area Coordinating Committee

2

Agenda

- ECA Bay Area Update
- Disaster Preparedness in the COVID Environment (DAFN Focus)
- Activating and Engaging CERT Teams
- Secure Your Space
- ECA Statewide Update
- Emergency Management During COVID-19 Pandemic: Lessons Learned for Future Shocks

3

Earthquake Country Alliance

- Created in 2003 in SoCal; expanded statewide in 2009 after first ShakeOut
- 1500+ *Public-Private-Grassroots* leaders
- *Statewide Sector-based committees* develop resources and programs
- *Regional Alliances* organize local events and outreach campaigns
- Support provided by California's Office of Emergency Services
- **EarthquakeCountry.org**



4

ECA Bay Area Activities

Coordination, networking, and resource development

ECA Regional Workshops

EarthquakeCountry.org/bayarea

ShakeOut and Tsunami Preparedness Week

ShakeOut.org/california

Tsunamizone.org/california

Participation in partner conferences & events

5

ECA Bay Area Coordinating Committee

- *Coordinating Committee Chairs:* Bob Beecher, Dena Gunning, Daniel Homsey
- *Membership Coordinator:* Wendi Ellis
- *Associates Communications Coordinator:* Susan Garcia
- *Regional Workshops Coordinator:* Genevieve Pastor-Cohen
- *Media Bureau Coordinator:* Janet Ruiz
- *Participation Bureau Coordinator:* Theresa Langdon
- *Speakers/Events Bureau Coordinator:* Chief David Cosgrave
- *EPIcenter Network Coordinator:* Lia Turk
- *Sector-Based Committee Coordinator:* Larissa Paschyn

6

2020 ECA Mini Awards

- **Purpose:** assist ECA Associates to improve earthquake resilience, promote awareness and preparedness, and multiply impact of programs
- **Priority** given to proposals for mitigation activities; other earthquake preparedness activities can also be proposed
- **\$500 packages** of materials are provided via a catalog, however other items can be proposed

7

2020 ECA Mini Awards Winners

- City of Richmond Fire Department
- Eden I&R (Alameda County 211)
- Columbus Craft Meats
- Martinez Area CERT (Boys and Girls Club)
- Los Altos Block Action Team 14
- Los Altos PREPARES Yerba Buena Avenue
- Los Altos Block Action Team #910

Congratulations!

8

Selected Responses to the Registration Questions

9

How might current COVID conditions affect your response if a damaging earthquake occurred now?

- Ability to contact older neighbors, especially mobility challenged.
- Unable to have congregate shelters
- Our CERT would have to practice social distancing for search and rescue
- Limited resources onsite to assess and treat damage to archival collections.
- Mass evacuations with social distancing may become an issue.
- Limited staff and resources to respond to support ICS response
- Virtual EOC & sheltering limitations: financial hardship for town & residents

10

How have you utilized community preparedness groups to connect with neighbors?

- Neighborhood mutual assistance grassroots programs
- Used our neighborhood mailing list to contact people
- Used Google Groups to contact neighbors
- We use Block Action Teams
- NextDoor.com mostly
- Very active CERT programs

11

Which items in your preparedness kit have come in most handy during COVID-19 ? What items will you add now?

- My mask/PPE
- Food and lots of TP
- CERT member roster to contact other members
- Hand sanitizer
- Will add more pet supplies and prescription medications

12

Which services did you find most important during the pandemic? Which closed services did you miss?

- Local and state information and briefings
- Santa Clara County dashboard
- Mail services, power and cable services, water and utilities
- Senior center and recreation program provided food which we helped deliver
- Scientific expertise (govt and private); public health officials

- Barber
- Missing routine medical services!
- Miss working in the office
- Miss restaurants/dining out

13

Presenter

COVID-19 as a Teachable Moment for Inclusive (DAFN) Earthquake Preparedness

Roxann Crawford
FEMA

14

Disaster Preparedness in the Covid Environment

**Roxann Crawford, Disability Integration
Specialist FEMA Region IX**



FEMA

15

Disasters Can Happen Anywhere Anytime

- Know the major risks in your area
- Ask for updated plans regarding sheltering and evacuation in the Covid environment from your local emergency management officials
- **BE PREPARED!**



FEMA

16

A Basic Truth

Daily average in U.S. communities –

- 1 firefighter to every 265 people
- 1 law enforcement officer to every 334 people
- 1 medical paramedic/EMT to every 325 people

- National Citizen Corps statistics



FEMA

17

What is Different in Covid Times

- It is even more important to have a plan in place with the changes in evacuation and sheltering protocol due to Covid-19 and social distancing.
- There will be a lot of changes in the traditional ways of doing things in disaster response and recovery.



FEMA

18

How to Prepare for Emergencies

Use the resources available to you:

- From FEMA
- From local and regional organizations such as:
 - Earthquake Country Alliance
 - Pacific ADA
 - Other Local Organizations



FEMA

19

FEMA Resources

- Ready.gov
- FEMA App
- FEMA Social Media Accounts



FEMA

20

Pacific ADA Center Resources

- Bedside, Car, Carry on you, Grab and Go, and Home Emergency Supplies Checklists
- Emergency Contact Lists
- Emergency Power Planning
- Evacuation Transportation Planning Tips
 - Available at <https://www.adapacific.org/emergency-preparedness-publications-resources>



FEMA

21

Other Planning Tools

- Emergency Food and Water checklist
- Emergency Power Planning checklist
- Emergency Travel Safety Tips for Overnight Stays
- Evacuation Transportation Planning checklist
 - Available at <https://www.adapacific.org/emergency-preparedness-publications-resources>



FEMA

22

Emergency Contact List

- List contacts in priority order (who you should try to reach first, second, etc.).
- Include out of the area contacts as well as local contacts on your list.
- Keep hard copy of this list and, if possible, enter it into your cell phone.
- Give everyone on your list a copy of the list along with instructions on how to use it.



FEMA

23

Important Items to Gather

- Emergency health information
- Prescriptions and medications
- Other items you need for surviving
- Cell phone Cell phone charger
- Flashlights and extra batteries, Extra batteries for oxygen, breathing devices, hearings aids, cochlear implants, radios
- Emergency food and water



FEMA

24

Other Items to Gather

- Assorted sizes of re-closeable plastic bags for storing, food, waste, etc.
- Sturdy work gloves to protect your hands
- Small battery-operated radio
- Signaling device you can use to draw attention to you if you need emergency assistance (whistle, horn, beeper, bell(s), screacher alarm system.)



FEMA

25

Other Items to Gather

- A container that can be attached to the bed or nightstand
- Road flares
- Blankets or emergency blankets
- Tools
- First aid kit and first aid book
- Battery jumper cables
- Reflective vest
- Rain poncho
- State and local maps



FEMA

26

Covid Related Items to Gather

- Face coverings for personal protection or if not able to wear face coverings due to a disability, having a plan to communicate that.
- Disinfectant wipes
- Hand Sanitizer
- Gloves
- Plastic bags/garbage bags for containment of potentially contaminated items.
- Foods that do not require electricity to prepare and won't require shopping or delivery



FEMA

27

Wheelchair User Considerations

- Keep needed equipment close to you and secured so you can get to it quickly.
- Recharging devices that can be connected to vehicle for an emergency charge.
- If available, keep a lightweight manual wheelchair for backup.



FEMA

28

Speech or Communication Considerations

- If you use a laptop computer for communication, consider getting a power converter that plugs into the cigarette lighter of a vehicle.
- Maintain old versions of communication devices if possible, including printed communication boards and pictograms to assist in the case of no electricity to charge communication devices.



FEMA

29

Deaf Hard of Hearing Considerations

- Carry a pre-printed copy of key phrase messages with you
- Consider getting a weather radio, with a visual/text display that warns of weather emergencies or get applications for your smart phones and other mobile wireless devices like tablets



FEMA

30

Vision Considerations

- Mark your disaster supplies with fluorescent tape, large print, or braille.
- Have high-powered flashlights with wide beams and extra batteries.
- If possible have printed information with simple requests for things you know you will need access to.



FEMA

31

Sensitivities and Breathing Conditions Considerations

- Towels, masks, industrial respirators or other supplies you can use to filter your air supply.
- N95 rated particulate filter mask –protects against dust, radiological dust and biological agents.



FEMA

32

You Are Your Best Resource in a Disaster

- Take the time to prepare and make a plan
- Test your plan and talk about it with the people in your life.
- Do your homework and know what your risks are and how the response to those risks will change due to the Covid Environment



FEMA

33

Roxann Crawford

Region 9 Disability Integration Specialist

Roxann.Crawford@fema.dhs.gov

202-440-2415



FEMA

34

Presenter

Activating and Engaging CERT Teams

Chief David Cosgrave
San Mateo County Battalion 10

35

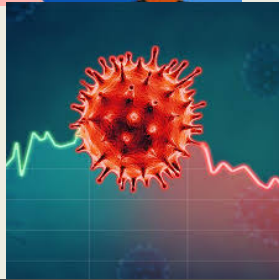


Activating and Engagement



BC Cosgrave Coastside CERT

36



CERT MEMBER Motivation

Sponsoring
Agency/Authority

CERT Mission

Activating for a Public
Health Emergency?

Engagement

37

DSW Volunteer Classifications:

Animal Rescue, Care and Shelter
Communications
Community Emergency Response Team
Emergency Operations Center / ICS
Fire
Human Services
Laborer
Law Enforcement
Logistics
Medical & Environmental Health
Safety Assessment Program Evaluator
Search & Rescue
Utilities

FEMA CERT TRAINING:

Disaster Preparedness
Disaster Medical Operation
Light Search and Rescue
Disaster Psychology
Terrorism-(awareness)
Additional Training:
-Animal Response
-Leadership
-Crowd/Traffic Management
-Flood Response
-Firefighter Rehab

38



39




Hello Coastsiders,

On the first Friday of our self-isolation, Coastside CERT just wants to check in and see how everyone is doing.

We are all doing our part to flatten the curve and protect the most vulnerable in our community while our health care professionals ramp up efforts to protect our health, develop effective treatments, and future vaccines.

The Coastside Fire Protection District wants you to know that measures to protect themselves and public members who call for service have been modified with new protocols. Calls to 9-1-1 should be for emergencies only and lesser service or questions should go to 2-1-1. When 9-1-1 is called for medical need there is a screening process that will ask questions to see if you have a fever, cough, difficulty breathing and more including exposure to COVID-19. As you can imagine many of your neighbors may have preexisting conditions that may make them more difficult to breathe or worse.

Informational Newsletters
& Social Media





CALIFORNIANS ALL



Check in on neighbors

Now, more than ever, it is important that we safely check in on our neighbors and older adults. You can help make sure your community is well taken care of.

Referrals
Non-Sponsored
Opportunities



Safety
Messages!

https://us02web.zoom.us/join/WN_2U86TyyvBouBNdLQLDghqg



Webinars
&
Online Learning

40



Thank You.... Now Stay Away!

41

Presenter

Secure Your Space and ECA Statewide Updates

Mark Benthien
SCEC/Earthquake Country Alliance

42

Earthquake Country Alliance

- Created in 2003 in SoCal; expanded statewide in 2009 after first ShakeOut
- 1500+ *Public-Private-Grassroots* leaders
- *Statewide Sector-based committees* develop resources and programs
- *Regional Alliances* organize local events and outreach campaigns
- Support provided by California's Office of Emergency Services



• EarthquakeCountry.org

43

Seven Steps To Earthquake Safety


	<p>1. Secure Your Space</p> 	<p>2. Plan To Be Safe</p> 	<p>3. Organize Supplies</p> 	<p>4. Minimize Financial Hardship</p> 
BEFORE				
	<p>5. Drop, Cover, and Hold On</p> 	<p>6. Improve Safety</p> 	<p>AFTER</p>	<p>7. Reconnect and Restore</p> 
DURING				

EarthquakeCountry.org/sevensteps

44

Step 1: Secure Your Space

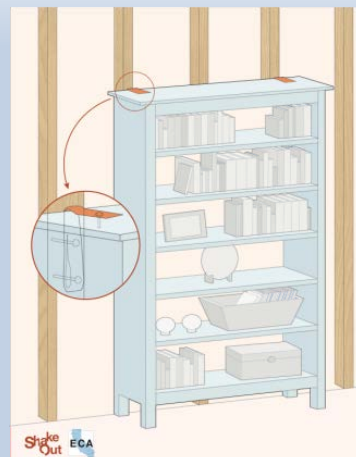

- Identify hazards
- Secure moveable items
- Reduce Injuries and damage



EarthquakeCountry.org/step1

45

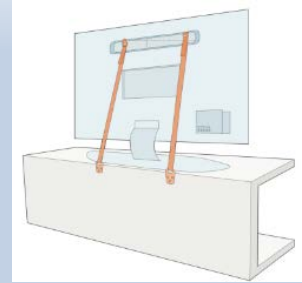
Top-Heavy Furniture



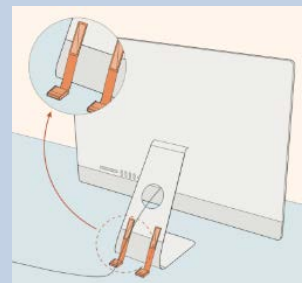
Use flexible nylon straps (buckles or velcro)

46

TVs and Electronics




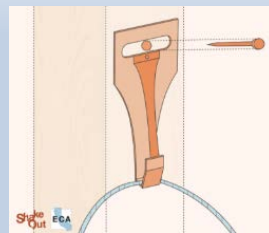


Straps and buckles secured with adhesive and bolted to anchor points



47

Wall Hangings

- No glass above beds
- Use closed hooks

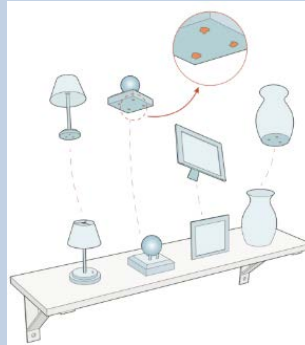


48

Smaller Items

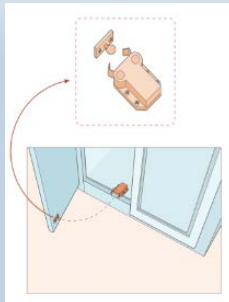


- Earthquake Putty
- Microcrystalline Museum Wax



49

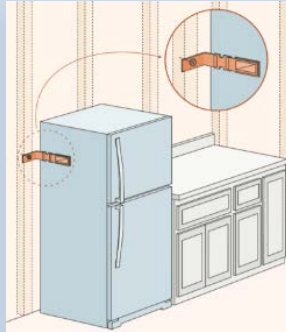
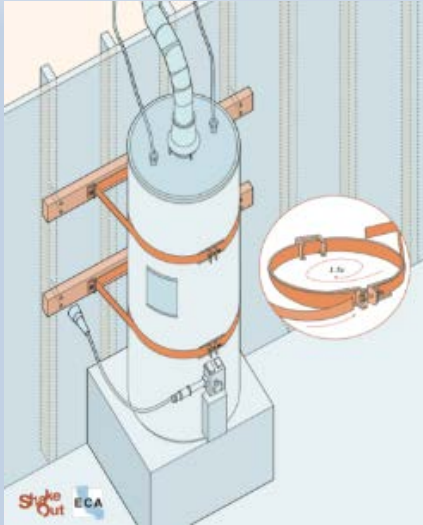
Kitchen Cabinets



Many options available at hardware stores and online

50

Water Heaters and Large Appliances



- Use flexible stainless-steel gas connectors
- Secure large appliances to wall studs

51

Begin to *Secure Your Space*:

TODAY:

Move a heavy object to a lower location

- Review EarthquakeCountry.org/step1
- List potential hazards to be secured
- Secure everything in a weekend, or over time
- Show your friends, family, neighbors, tenants, etc. to encourage them to *Secure Their Space* (even better... help each other!)

June 11: ECA “Secure Your Space” Webinar

52

Seven Steps To Earthquake Safety

BEFORE	1. Secure Your Space	2. Plan To Be Safe	3. Organize Supplies	4. Minimize Financial Hardship
				
	5. Drop, Cover, and Hold On	6. Improve Safety	AFTER	7. Reconnect and Restore
				

EarthquakeCountry.org/sevensteps

53

ECA Statewide Activities

Develop Messaging and Resources:

EarthquakeCountry.org
Terremotos.org



Support *Tsunami Preparedness Week*:

TsunamiZone.org/california



Creation and Coordination of
The Great California ShakeOut:


ShakeOut.org/california



54

Staying Safe Where the Earth Shakes

- Developed by CEA & CalOES with input from ECA subject matter experts
- Features *Seven Steps to Earthquake Safety*
- 10 Regional versions:
 - ShakeOut Regions
 - Statewide
- Statewide in multiple languages:
 - English & Spanish (online and printed)
 - Chinese (online only)



EarthquakeCountry.org/stayingsafe

55

ECA Sector-Based Outreach Committees

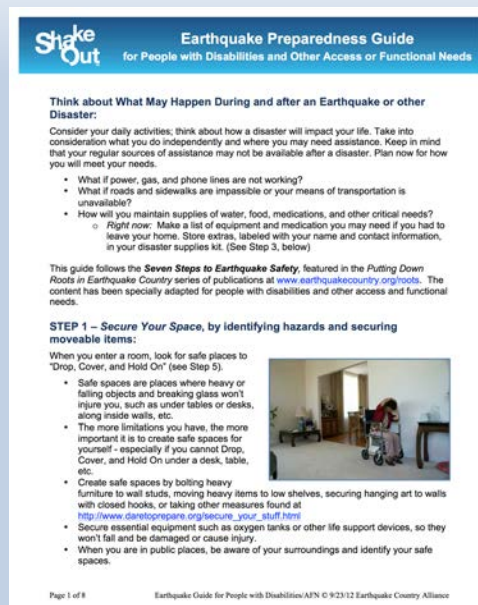
- Non-Profit & Faith-Based Organizations
- Public Sector
- Healthcare
- Multi-Cultural
- Businesses
- Higher Education
- K-12 Schools
- Seniors and People with Disabilities
- Museums, parks, libraries, etc.

Join us! Email bayarea@earthquakecountry.org

56

Seniors and People with Disabilities Resources

- Earthquake Preparedness Guide for People with Disabilities and Other Access or Functional Needs
- *Seven Steps to Earthquake Safety*
- EarthquakeCountry.org/disability



57

Adapt Your Response

- If you can't get back up, don't get down
 - Bend over and cover your head and neck with your arms/hands
- Instruct others how to assist you
- Practice is key
- EarthquakeCountry.org/disability



58

Great ShakeOut Earthquake Drills

- Schools, organizations, and families practice earthquake safety and other aspects of their emergency plans
- 2019: **68+ million** people worldwide;
10.8 million in California
- 2020 International ShakeOut Day:
October 15
- Learn more and register: [ShakeOut.org](https://www.ShakeOut.org)

The logo for ShakeOut, featuring the word "Shake" in a large, bold, black font above the word "Out" in a similar font, with a small trademark symbol (TM) to the right.

59

Earthquake Safety Video Series



- Separate short videos:
 - indoors, nearby table/desk
 - indoors, no table/desk
 - theater/stadium
 - near the shore
 - in a car
 - in bed
 - people with mobility disabilities
- View at [Youtube.com/greatshakeout](https://www.YouTube.com/greatshakeout)
- Download at www.ShakeOut.org/messaging

60

Presenter

Emergency Management During COVID-19 Pandemic: Lessons Learned for Future Shocks

Mary Ellen Carroll
Executive Director of the San Francisco
Department of Emergency Management

61

ECA Bay Area

Final Discussion

62

Connect with ECA

- EarthquakeCountry.org
- Terremotos.org
- info@earthquakecountry.org
bayarea@earthquakecountry.org
- [Twitter.com/eca](https://twitter.com/eca)
- 213-740-3262



Earthquake
Country
Alliance

We're all in this together.